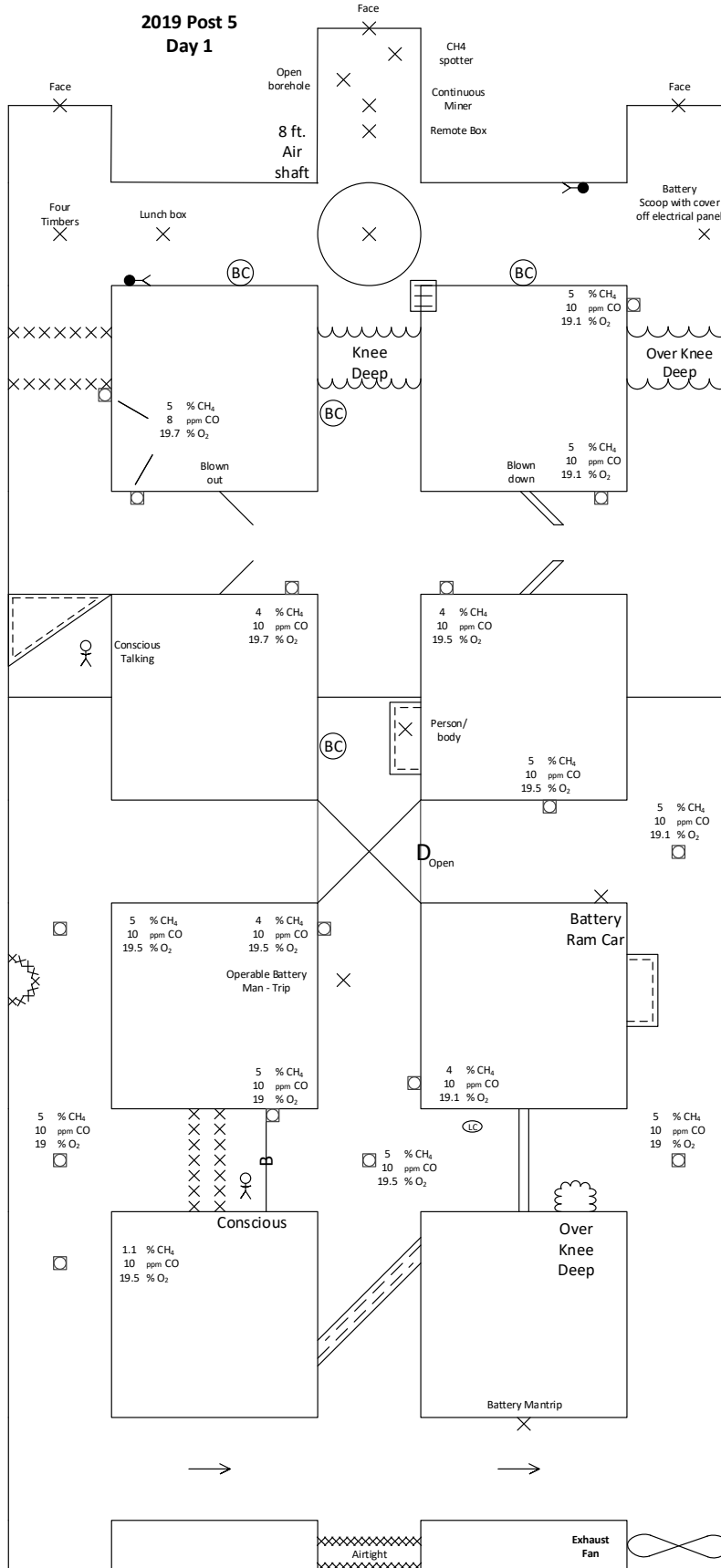


**2019 Post 5  
Day 1**



## **2019 Post 5**

### **Day 1 Statement**

**You are located underground in the first crosscut of the newly opened WV # 3 mine. A fresh air base has been established here after the responsible person found methane and unsafe roof inby this location.**


**Early this morning, a five man maintenance crew was sent underground to do service work on a scoop and continuous miner. One of the crew members called out to dispatch about an hour ago and said he saw a flash coming from the scoop and then felt an onrush of air and heat go over his head. We have had no further contact with the miners and decided to call you and your team. This mine has lots of water, bad roof and methane. All authorities have been notified and a backup team is here.**

**Also, a new air shaft has been developed in the no. 2 entry and was being used for ventilation on the section. At this time, the responsible person found the exhaust fan running with airflow coming in the no.1 entry from outside and across the fresh air base to the no. 3 fan entry. We believe that something is blocking the airflow from the shaft and may have caused methane to build up on the section. The mine maps you will be given are up to date. Please be careful during your exploration and thank you for your help....**

## **Team Instructions**

- **The exhaust fan cannot be stopped, stalled or reversed**
- **Account for all missing miners and bring survivors to the fresh air base**
- **The Command Center Attendant and/or Briefing officer is on the surface**

Team Map





### **Team Stop No. 1**

**(See team stop map)**

Team must travel the no.1 entry to 1<sup>st</sup> intersection

### **Team Stop No. 2**

Team can travel in the no. 1 entry to the 2<sup>nd</sup> intersection **OR** team can travel to no. 3 entry 1<sup>st</sup> intersection. If team goes to 2<sup>nd</sup> intersection of no.1 entry, the team is tied to patient behind the temporary stopping. Patient will say "Help, Get me out! The team does not have a brattice cloth to airlock in with at this time. Team must return to the temporary stopping and rescue patient after finding brattice cloth at team stop no. 5.

### **Team Stop No. 3**

Team must make 2<sup>nd</sup> intersection in no.1 entry before going to 2<sup>nd</sup> intersection in no.3 entry because of contaminate found in no. 1 entry (5% CH<sub>4</sub>, 10 PPM CO, 19.5% O<sub>2</sub>)

### **Team Stop No. 4**

Team must travel to 2<sup>nd</sup> intersection in the no.3 entry

### **Team Stop No. 5**

Team must travel to no. 2 entry 2<sup>nd</sup> intersection. Team must take brattice cloth and airlock into temporary stopping in the no.1 entry to rescue patient

### **Team Stop No. 6**

Team must tie outby to 1<sup>st</sup> intersection in no. 2 entry.... Patient will respond from behind Barricade and say "Help, Get me out!

### **Team Stop No. 7, 8**

Team must stay airlocked and can travel up to 3<sup>rd</sup> intersection either in no. 2 or no. 3 entry

### **Team Stop No. 9**

Team must tie across all three entries in 3<sup>rd</sup> intersection before going to team stop 10 at 4<sup>th</sup> intersection with airshaft

### **Team Stop No. 10**

Team must ventilate Barricade and rescue patient before going to team stop 11. Discount for delay if team does not ventilate Barricade at this team stop (See vent 1, 2 maps)

Team must not send any explosive mixtures that will flow over battery mantrip in the fresh air base between no. 2 and no. 3 entry at any time during the problem

### **Team Stop No. 11**

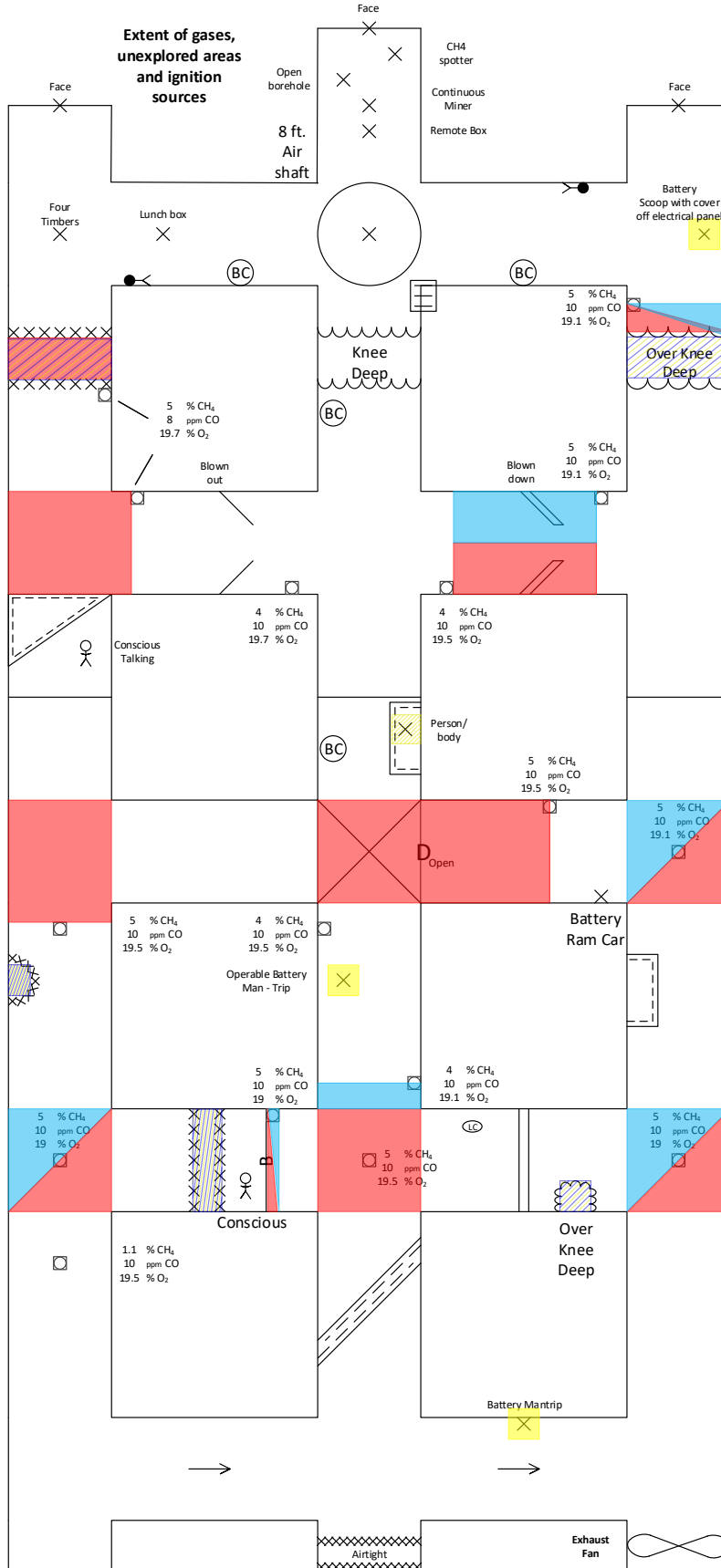
Team must go to no.1 entry 4<sup>th</sup> intersection because of contaminate in no.1 entry in caved area just outby 4<sup>th</sup> intersection (5% CH<sub>4</sub>, 8 PPM CO, 19.7% O<sub>2</sub>)

Immediately after team stop 11, team must timber to person in elongated unsafe roof in no.2 entry using two **or** four timbers and find body

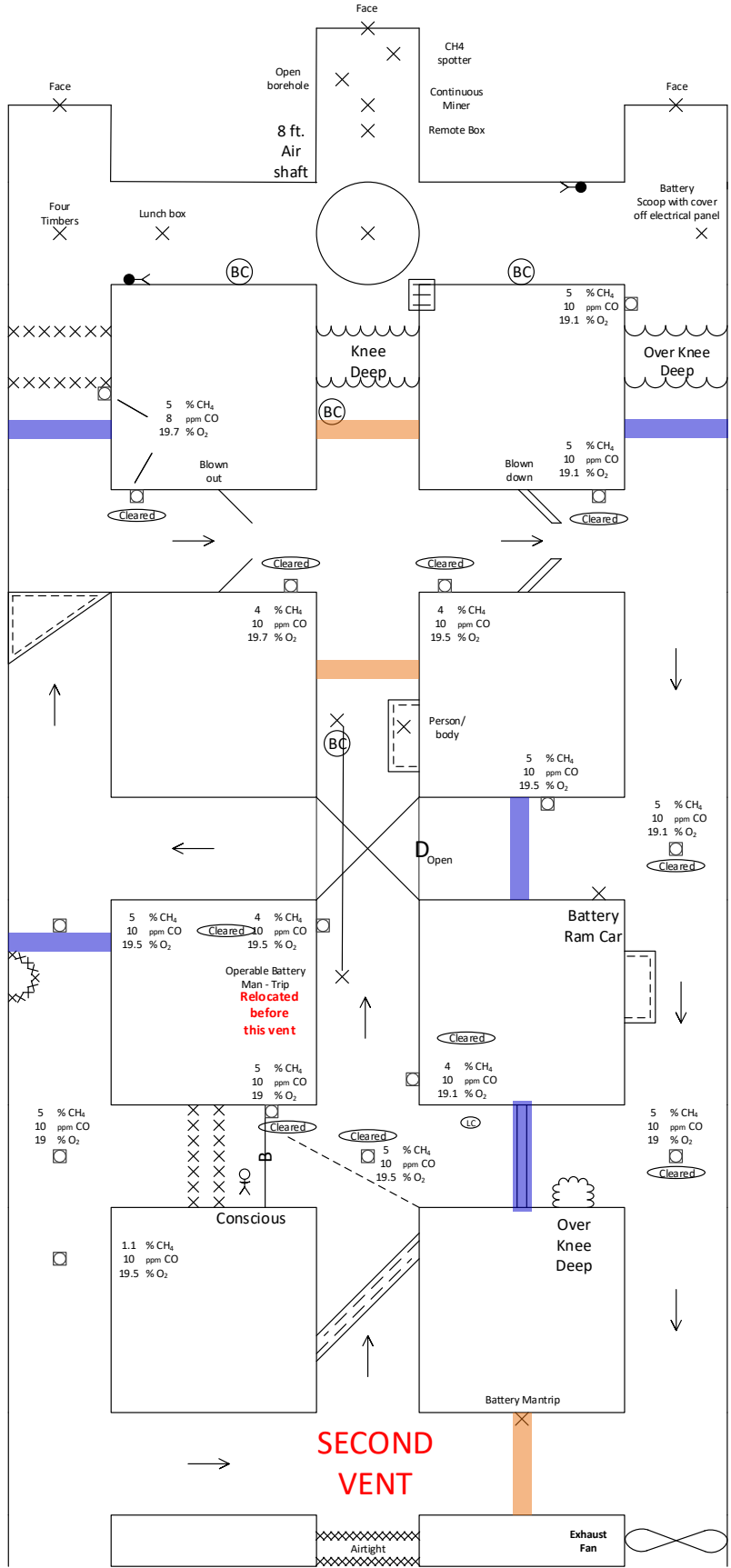
Team does not have to explore the entire mine and has an option to either FPA on maps (see possible end of problem map) **OR** go to 4<sup>th</sup> intersection in no. 3 entry and explore and record findings on maps.

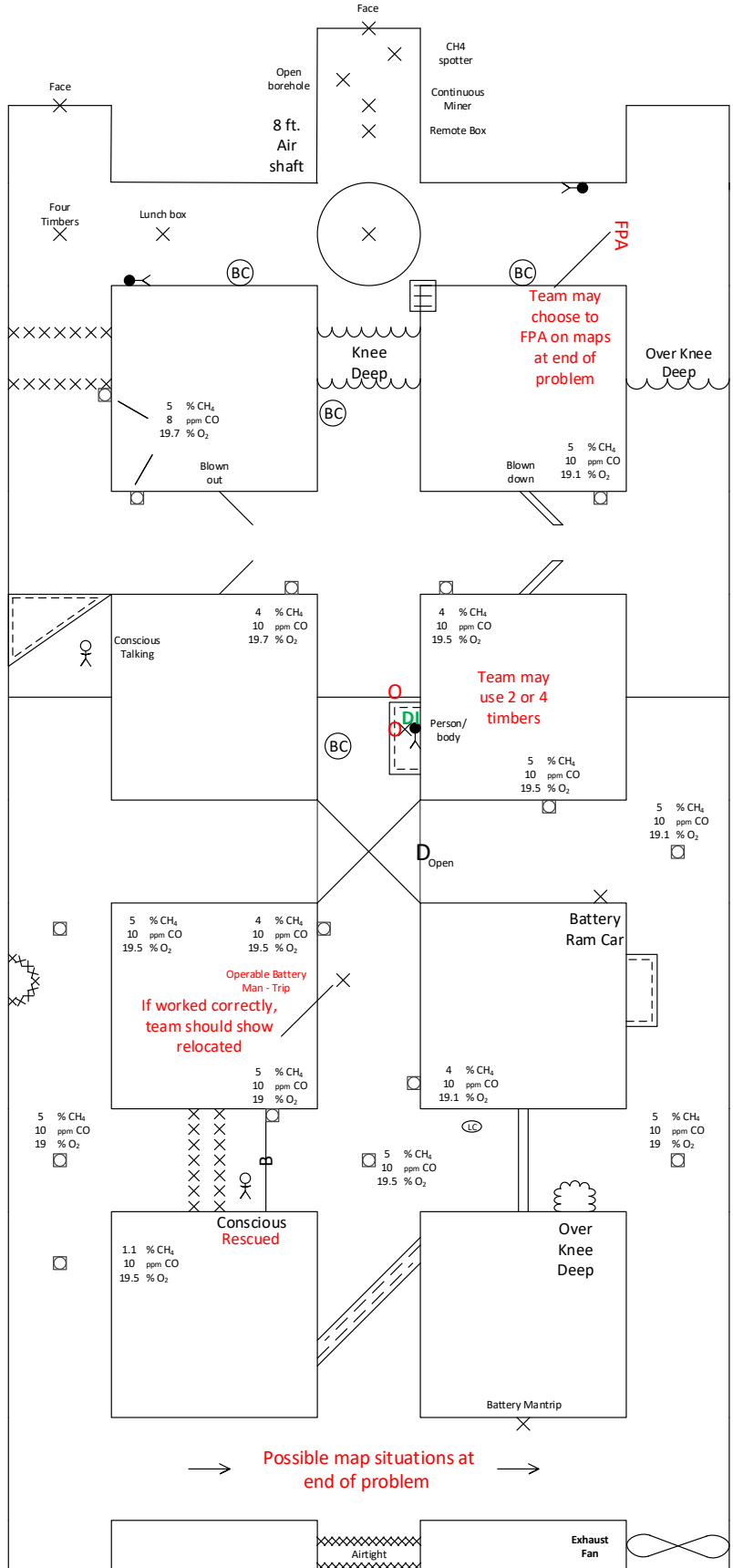
End of problem

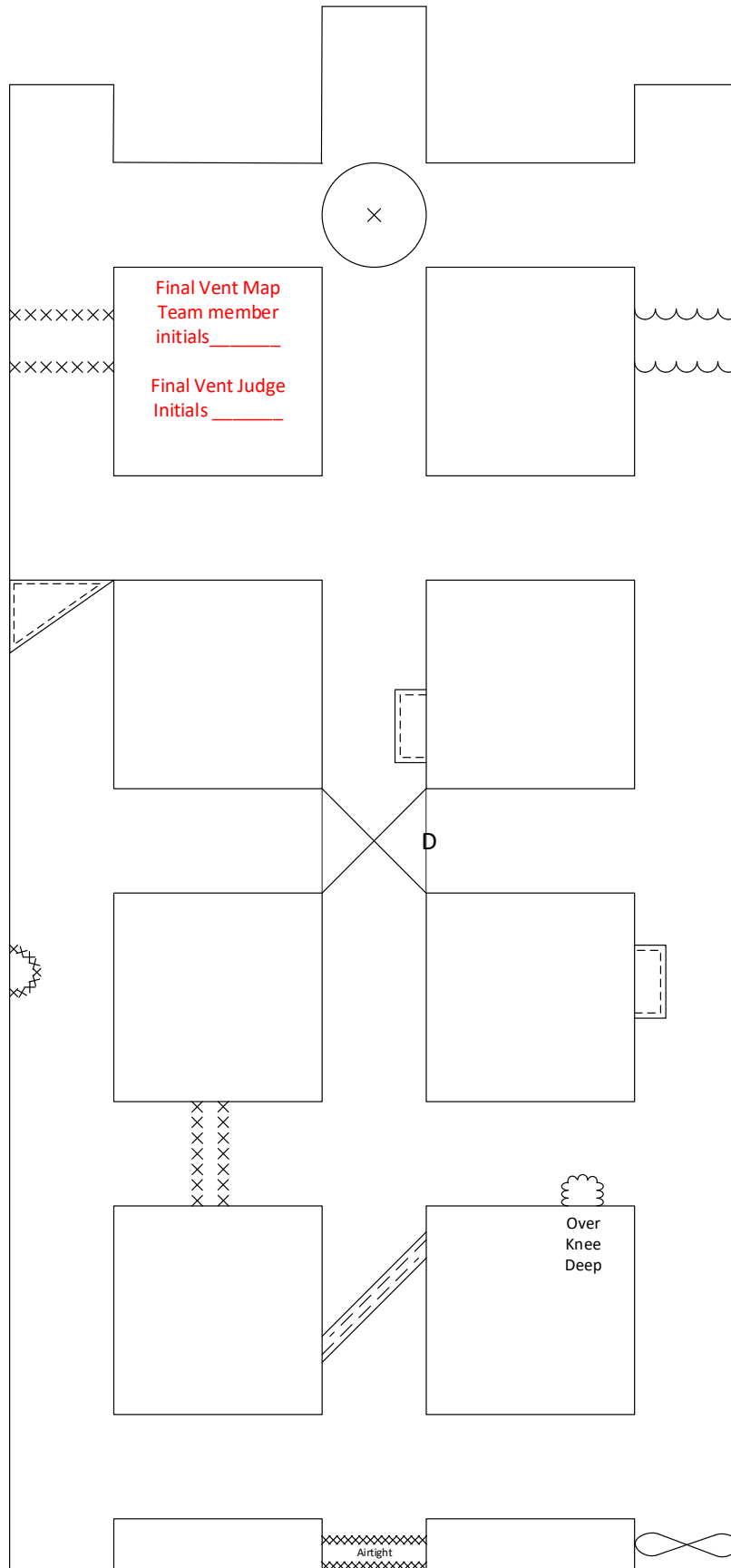












# **Patient Statement behind Barricade**

Temporary Stopping in no.1 entry

**Help! Get me out!**

Barricade between no. 1 and no. 2 entry

**Help! Get me out!**