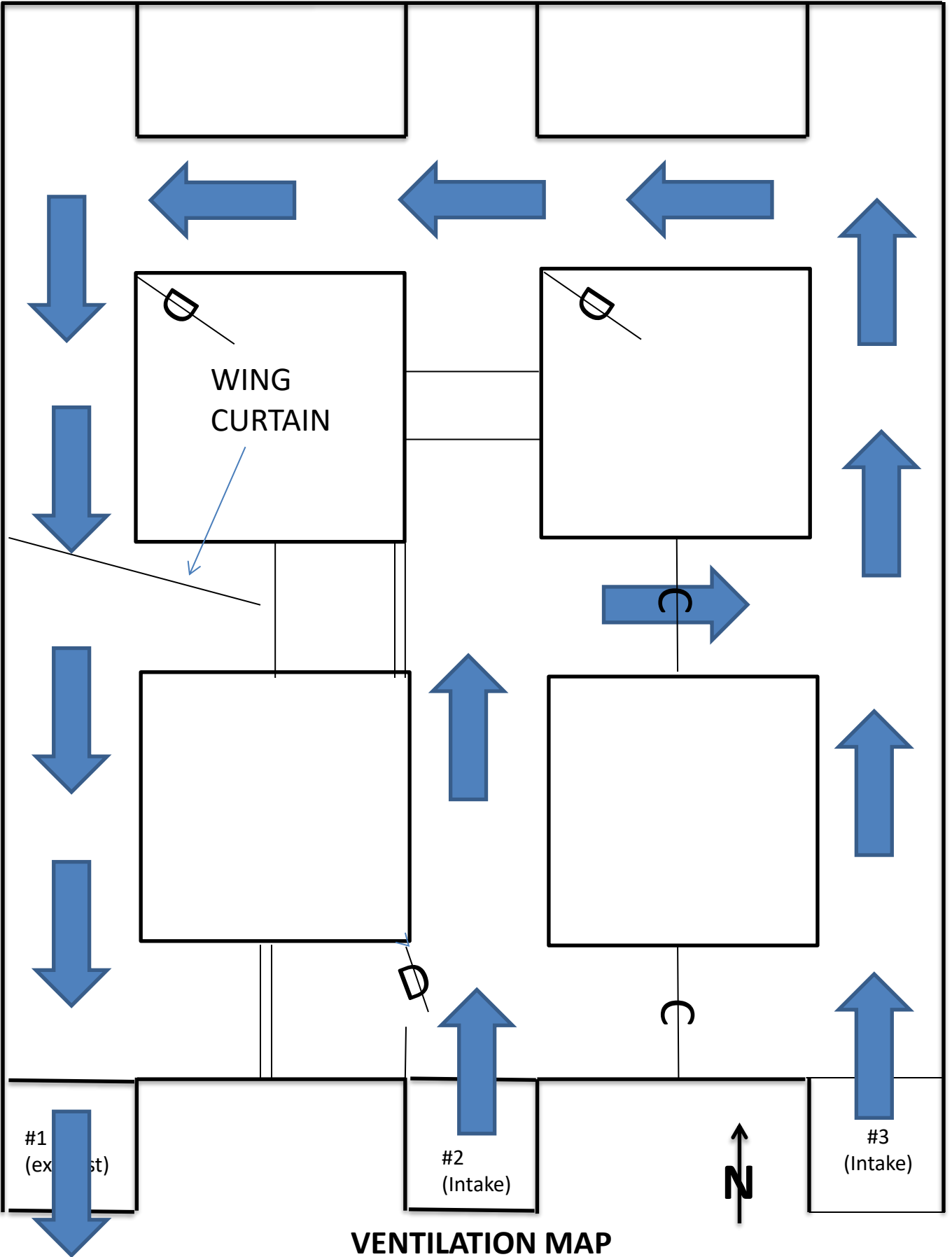


PROBLEM MAP

Entry 1

Entry 2

Entry 3



WING
CURTAIN

#1
(exhaust)

#2
(Intake)

#3
(Intake)




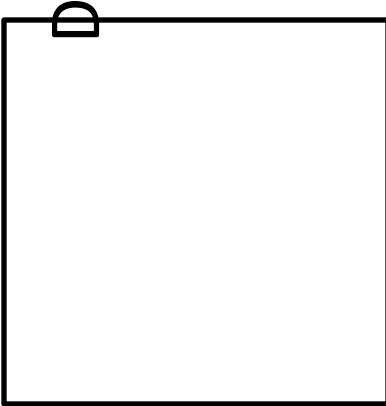
N

VENTILATION MAP

Entry 1

Entry 2

Entry 3



#1
(exhaust)

#2
(Intake)






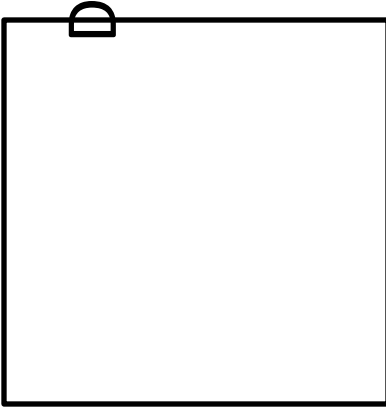
#3
(Intake)

Ventilation Map

Entry 1

Entry 2

Entry 3



#1
(exhaust)

#2
(Intake)






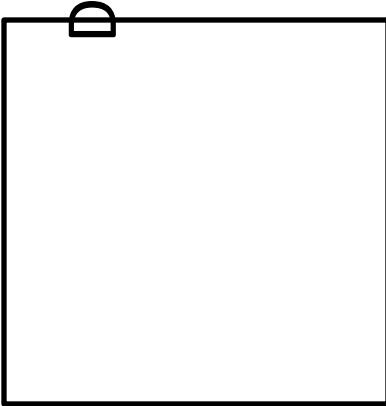
#3
(Intake)

Team Map

Entry 1

Entry 2

Entry 3



#1
(exhaust)

#2
(Intake)






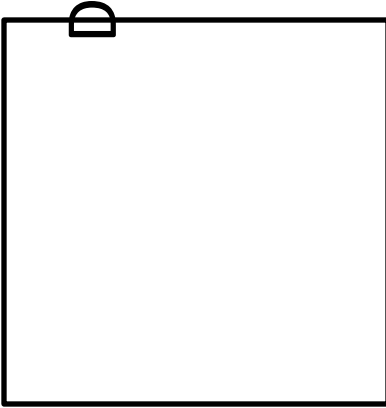
#3
(Intake)

Fresh Air Base Map

Entry 1

Entry 2

Entry 3



#1
(exhaust)

#2
(Intake)





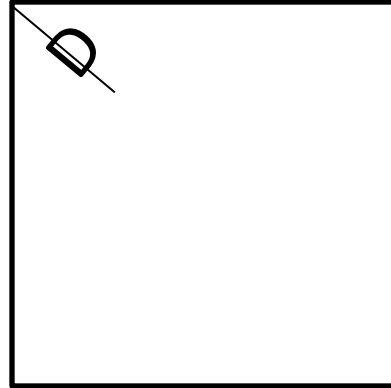

#3
(Intake)

Co-Captain's Map

Entry 1

Entry 2

Entry 3



#1
(exhaust)

#2
(Intake)

#3
(Intake)



Judges' Map

Entry 1

Entry 2

Entry 3

20' x 10'
pillar

20' x 10'
pillar

10' entries & 10' crosscuts



20' x 20'
pillar



20' x 20'
pillar

10' entries & 10' crosscuts

20' x 20'
pillar

20' x 20'
pillar

10' entries & 10' crosscuts



Construction Map