

Indiana Mine Rescue Statement 2013

- Thank your for assisting us with our emergency at the Vincennes No. 1 Mine. You are located at the fresh air base established by the previous exploring mine rescue team. At around 4 am this morning a 7 man crew entered the 4 North Section to prep the unit and to load coal once the Main West belt was spliced and turned back on. The belt began running at approximately 5 am and the crew called out at 5:30 and stated they had loaded their first car of coal. The belt went down at approximately 6:50 and the mines tracking system showed that 2 men off the 4 South Section traveled out to the Main West drive unit. These 2 miners were able to get the belt running again and left the area and traveled back to the section. These 2 miners contacted the tracker on the surface and stated they felt larger rush of air, were overcome by dust and smoke and had traveled back to the Main West belt drive. They could not make contact with the miners of the 4 North section, so they were leaving the area and heading to the surface. These 2 miners have made it out of the mine and are being debriefed. The tracker has not been able to contact the miners on the 4 North Section and the mines tracking and communication is not working.
- This mine has experienced poor roof conditions and high concentrations of methane gas in the past. It is mining adjacent to the abandoned and sealed Vincennes No. 2 mine. The mine is being ventilated with blowing fan that can be shut off to reverse the fan, but not stalled out. The mine maps you will receive were up to date prior to the 7 man crew entering the 4 North section at 4 am this morning. That is all the information we have available at this time.

Teams and working order

1. Viper
2. Francisco
3. Ky. Coal Academy
4. Shoal Creek
5. Indiana State
6. Five Star
7. Gateway
8. Gibson
9. Wildcat Hills
10. Lively Grove

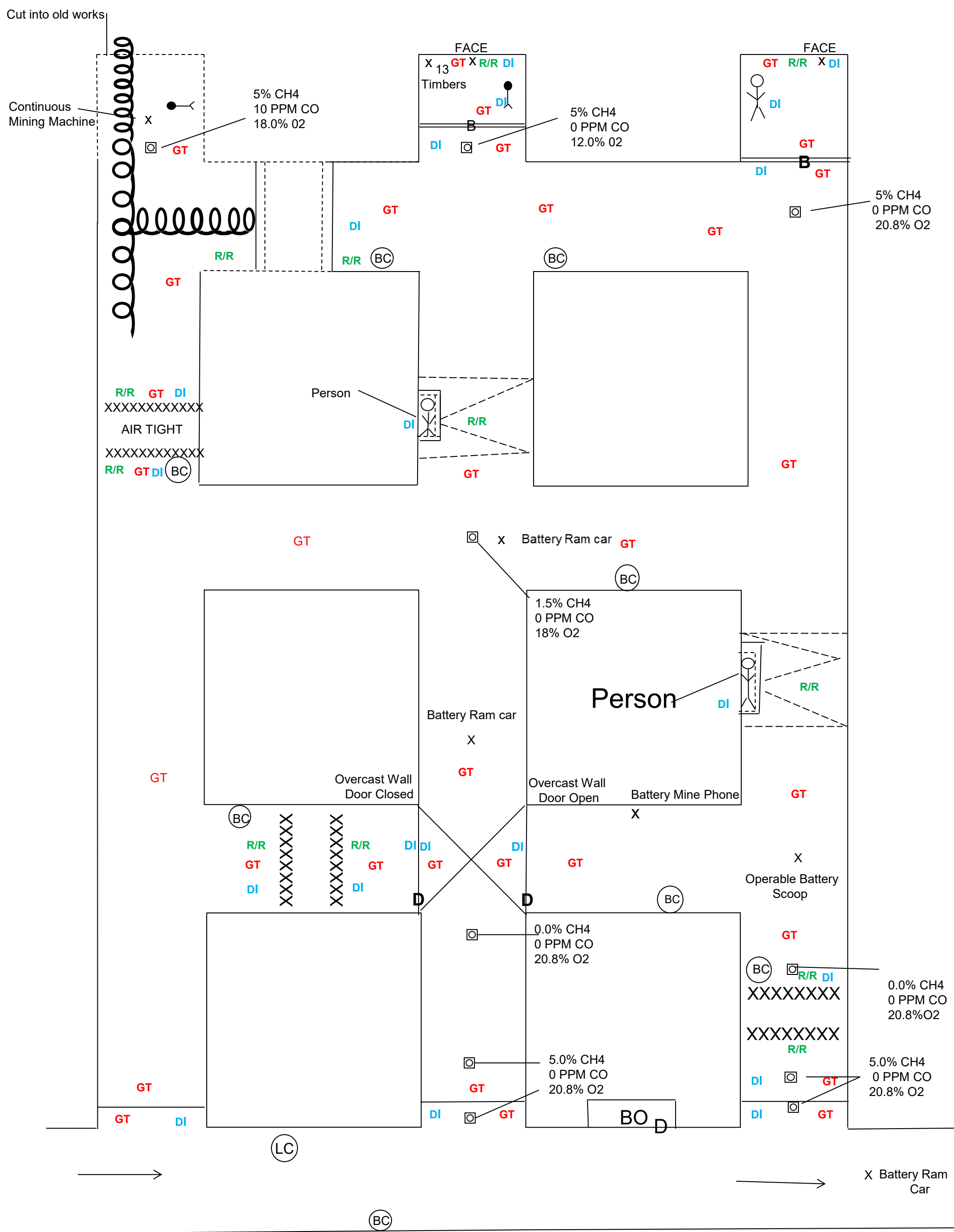
Written Instructions

- Explore all areas of the mine that can be done safely
- Account for all missing persons
- Bring all survivors to the fresh air base
- Report all irrespirable atmospheres encountered to the Mine Superintendent
- You may not carry more than 2 sets of building materials at one time.
- Stoppings and barricades found intact can not be moved to another location

Patient Statement

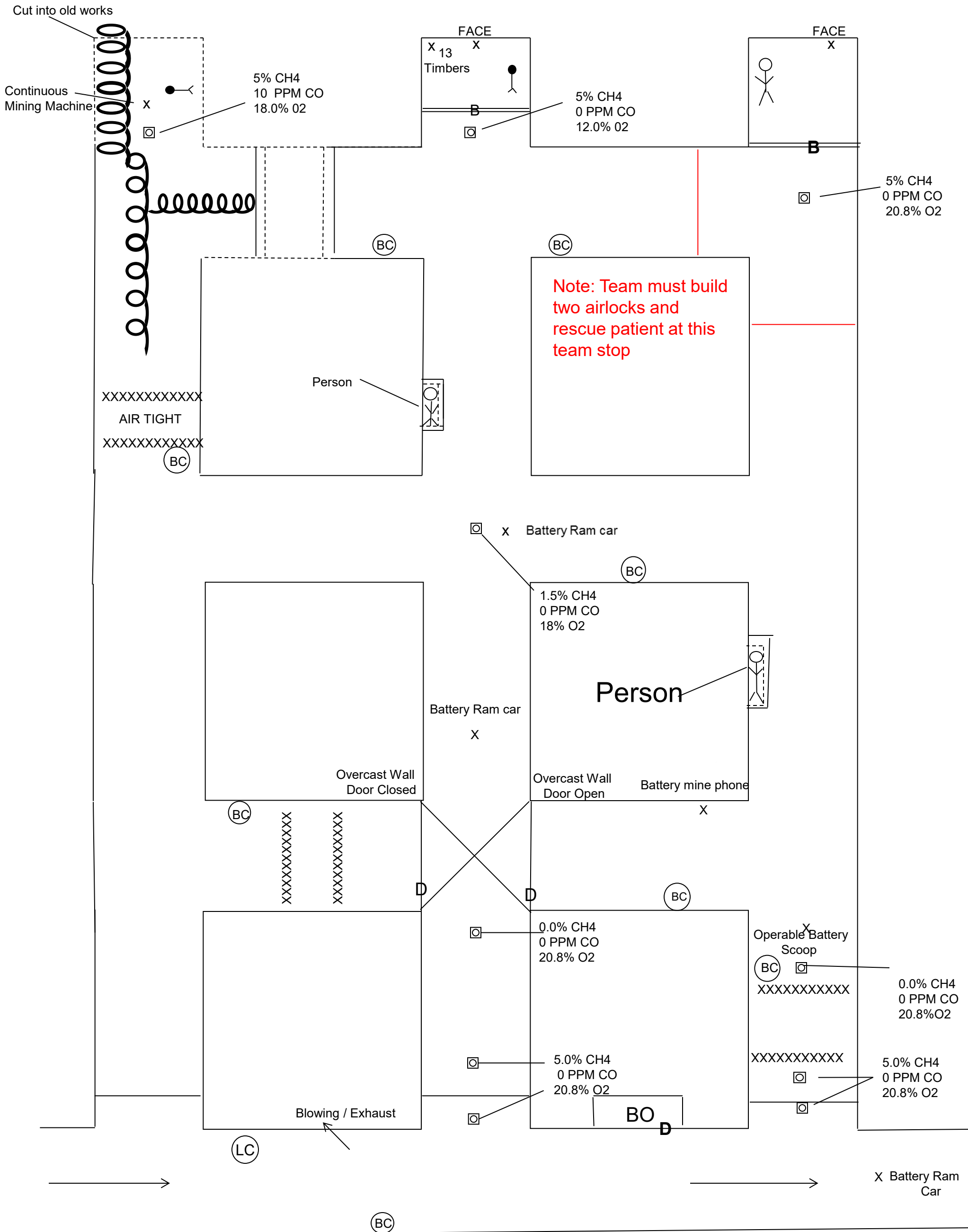
- Help! Get me out of here. I am the only one in here, and I am feeling light-headed and can't breathe.
- Patient will be unconscious when team goes to remove him.

2013 Indiana Mine Rescue Contest



TEAM NO. _____
 FIELD NO. _____
 SCALE 1" = 10'

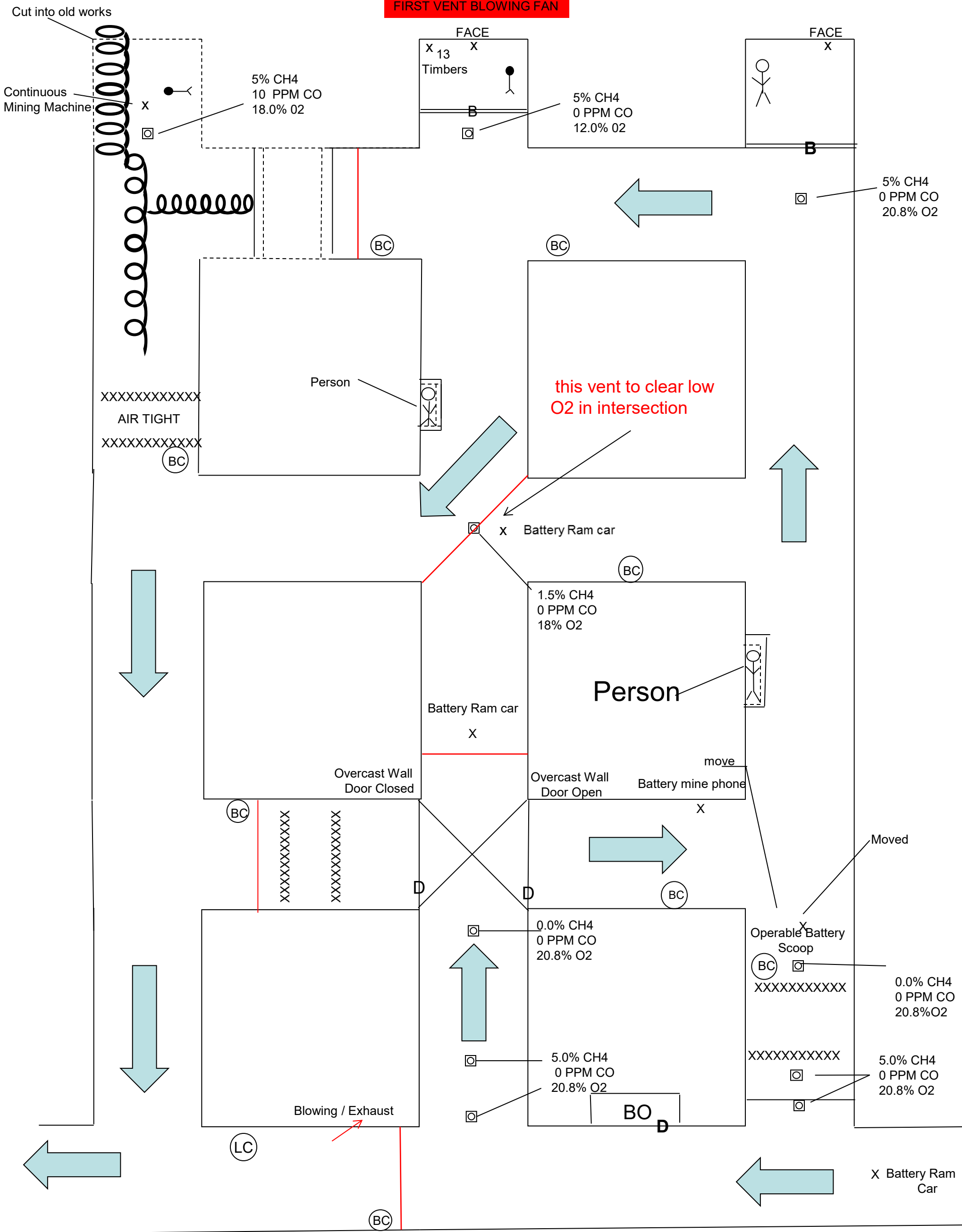
2013 Indiana Mine Rescue Contest



TEAM NO. _____
 FIELD NO. _____
 SCALE 1" = 10'

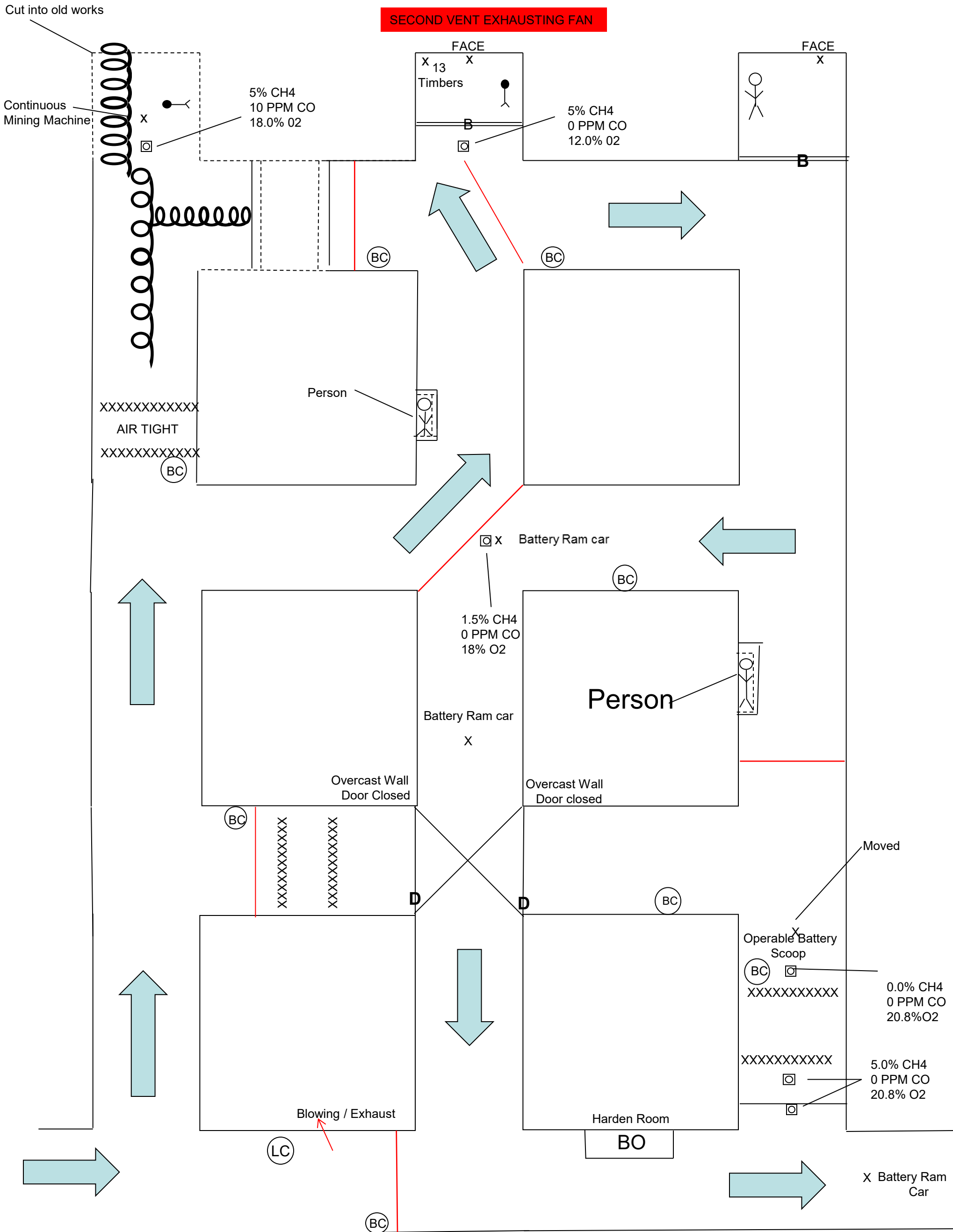
2013 Indiana Mine Rescue Contest

FIRST VENT BLOWING FAN



TEAM NO. _____
 FIELD NO. _____
 SCALE 1" = 10'

2013 Indiana Mine Rescue Contest



TEAM NO. _____
 FIELD NO. _____
 SCALE 1" = 10'


ITEMS TO DISCUSS

75 minute time limit


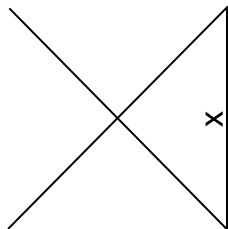
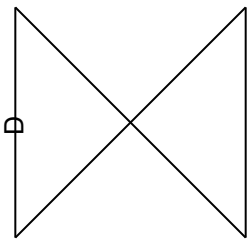
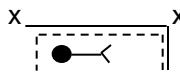
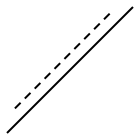
- All placards in the entries to and including the first cross cut need to be turned upside down once you have checked to ensure they are in proper location.
- At the first team stop have the captain check to ensure all cap lamps are working. If one is not working discount under rule 50.
- Team can explore up any entry they chose, due to gases stopping at the temp stopping in 1,2 and 3.
- The patient behind the barricade in No. 3 is talking with team during initial exploration, but when team goes into recover the patient needs to be unconscious with head toward face against the left rib. Map judges the patient behind barricade will be talking at first, but then unconscious when team gets to them.
- Please mark on final vent map if the team explores outby the intersection once they timber through the unsafe roof in the 3rd xc. This needs to be noted so the map judges know what should and should not be on the maps.
- Written instructions require team not to carry more than 2 sets of building materials, relocate intact vent structures found, report low O2 to superintendent etc..... Watch for these. If a team violates either of these it is discounted under rule 51. If they violate the same written instruction multiple times it is only discounted 1 time under rule 51. Two low O2 will have to be reported.
- Problem is designed for two vents but some teams may use 3 vents.
- Vent 1 = The fan will have to be reversed, then for 2nd vent it will have to be reversed back to original direction. The superintendent will have a sign to hold up and show judges if fan is blowing or exhausting
- One vent 2 if the BO installs the curtain in the FAB the team will have sent low O2 over him if the fan is moving air from left to right.
- Once the team make a vent change please flip over the placards that are cleared with vent change.
- Once the team finds the 5% ch4 in the face of No. 1 they must FPA

BC
BC

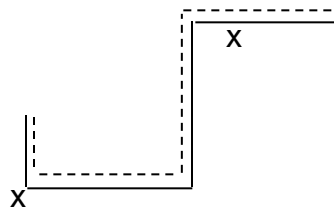
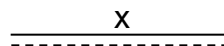
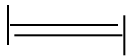
BC
BC



x



XXXXXXXXXXXXXXXXXX



BC

